

Move your world

INDUS MOTOR COMPANY LIMITED

Facebook: ToyotaPakistanOfficial | Instagram: @ToyotaPak | Twitter: ToyotaPakistan | Website: www.toyota-indus.com

Contact Information

Indus Motor Company Limited
Plot No. N.W.Z./1/P-1, Port Qasim Authority,
Karachi, Pakistan. Phone: +92-21-34721100
UAN: +92-21-111-86-96-82 (+92-21-111-TOYOTA)

Customer Assistance Centre

Toll Free: 0800-11123 Phone: +92-21-34721100
Email: customer.relations@toyota-indus.com

For more information
SMS "LAND CRUISER PRADO" to

TEXT
8398

ELEVATE YOUR
ADVENTURE
with the all new PRADO



PRADO





INTRODUCTION

DESIGN: Masterfully embodying the authenticity of an off-roader with a reliable, timeless and professional design.

MANEUVERABILITY: Unleash the full potential of the Prado with the ease of operation provided as a key factor, ensuring vehicle reliability across diverse terrains.

FUNCTIONALITY: Safe driving is prioritized in all situations, combining off-road visibility, user-friendly controls, and advanced safety features.

SIMPLICITY: Experience simplicity that allows you to update or modify the vehicle as per your desire, and evolve the model with you through the stages of life.

SUPERIOR **PERFORMANCE**

Prado ensures superior performance at all times with wheel articulation, which is the ability of the wheel to travel up or down relative to the wheel on the opposite side. Over uneven ground, the wheel articulation keeps as many tires on the ground as possible for a stable grip.

This vehicle is a superior marvel that enhances driving experience with the Electric Power Steering (EPS) that ensures light steering force at low-speeds and straight-line stability at high-speeds; the Adaptive Variable Suspension System (AVS) that adjusts damping force according to road conditions from minor to large bumps; size-appropriate tires that enhance the grip on the road; and the power of a high-torque diesel engine combined with the newly developed TNGA 8-speed Automatic Transmission to enhance driving performance, fuel economy and quietness.



Functionality minimizes fatigue, offering an enduring and high-quality space. Notably, the front and side visibility enhances safe off-road driving, complemented by a spacious console that seamlessly blends functionality with the Prado's aesthetic appeal, creating an inviting atmosphere. The lowered instrument panel cross-section further enhances passenger comfort.



Multi-Terrain Selector*

Auto, Dirt, Sand, Mud, Deep, Snow, Rock



Knee Pad

Easy to maintain driving posture even on rough roads.



Front Climate Control Panel



Front Console

USB-C (Communication) / USB-C (Charging)



Physical Switches

Different shapes and operations make it possible to operate without looking at them.



*Available in Diesel only.

*Disclaimer – Specifications may differ in the Diesel Variant. Refer to the Diesel Variant page for further details.



USB+HDMI*
Audio Jack (HDMI+USB)
USB Charger: Front 2, Rear 1: 2, Rear 2: 2



**Rear Console Box:
Fridge***



Deck Side



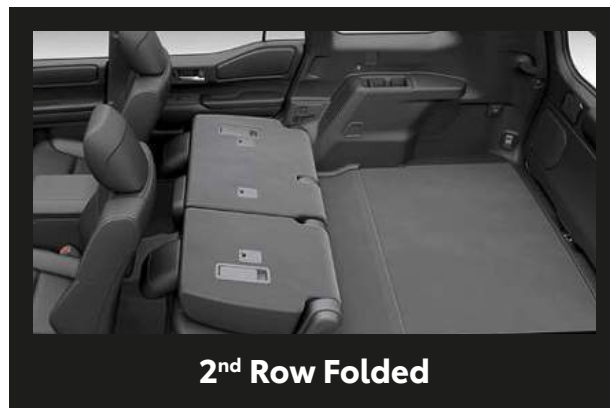
Climate Control Seat*
Seat Heating and Air Conditioning




AC Vents*
Front: Auto/2/Zone
Rear: A-A/C

*Available in Diesel only.

SEAT VARIATION FOR ELEVATED COMFORT



2nd Row Folded



2nd Row Tumbled



2nd & 3rd Row Folded



3rd Row Folded



ELEVATED **APPEARANCE**

RELIABILITY

Part composition and shape considering harsh usage and replaceability.

TIMELESS

Timeless simplicity and a sense of high quality that would be loved for a long time.

FUNCTIONAL

The sharpened functional beauty of lean tools.






Heritage Toyota Badging*



DRL/Headlamp
LED for enhanced visibility and low power usage.



Backlight
LED: Tail & Stop (Turn, Back)



Front Skid Plate
To prevent damage during off-roading.



Rear Hatch
Easy to load and unload cargo.
*Powered Hatch in Diesel

*Disclaimer – Specifications may differ in the Diesel Variant. Refer to the Diesel Variant page for further details.

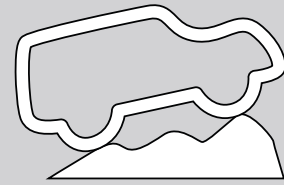
ELEVATED **SAFETY**

Safety is highly prioritized to provide an elevated peace of mind.




SRS Airbags

Front: D (S+K), P (S+K)
Side Collision: Front (S+CS), Rear (CS)



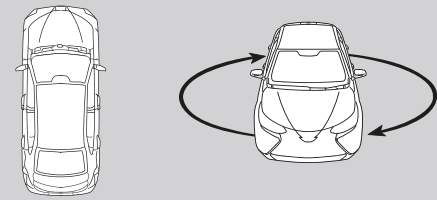
Crawl Control*

Allows you to travel at low speed
without accelerating or braking.



Dynamic Stability Control*

Helps prevent loss of traction and
control by adjusting power and braking.



Peripheral Monitor Camera*

Multi-Terrain Monitor mode assists
driver to view areas, when driving in
terrain areas with very low clearances.




*Available in the Diesel Variant only.

DIESEL VARIANT **1GD-FTV**




Toyota Emblem on the Front Grille
Body Colored Rear Bumper




Engine
1GD-FTV (Turbo)



Audio System
12 Inches



Transmission
8 Speed



Seats
7 Seater and Leather Material



SPECIFICATIONS		"GDJ250R-GNZLY VX 1GD-FTV (2.8L) DIESEL 8AT"	"TRJ250R-GNTRK TX - 7 SEATER 2TR-FE (2.7L) [P] 6AT GAS"	"TRJ250R-GNTRK TX - 5 SEATER 2TR-FE (2.7L) [P] 6AT GAS"
Dimensions				
Length x Width x Height		4925x1980x1935	4925x1940x1925	4925x1940x1925
Wheelbase	(mm)	2850	2850	2850
Tread	Front (mm)	1664	1644	1664
	Rear (mm)	1668	1648	1648
Overhang	Front (mm)	935	935	935
	Rear (mm)	1140	1140	1140
Min. Running ground Clearance	(mm)	215.3	205.3	205.3
Seating Capacity	Persons	7	5	5
Gross Vehicle Weight	(kg)	3100	2900	2850
Curb Weight	Min. Options (kg)	2420	2220	2160
	Max. Options (kg)	2525	2285	2225
Fuel Tank Capacity	(L)	80	80	80
Engine				
Engine Model Code		1GD-FTV	2TR-FE	2TR-FE
No. of Cylinder		4 Cylinders- In Line	4 Cylinders- In Line	4 Cylinders- In Line
Cylinder Arrangement		16-valve DOHC, Chain Drive	16-valve DOHC, Chain Drive (with Dual VVT-i)	16-valve DOHC, Chain Drive (with Dual VVT-i)
Bore	(mm)	92	95	95
Stroke	(mm)	103.6	95	95
Displacement	(cm)	2755	2694	2694
Compression Ratio		15.6:1	10.2:1	10.2:1
Fuel System		Common-Rail	Fuel Injection	Fuel Injection
Fuel Type		Diesel	Petrol	Petrol
Max. Output	(kW@RPM)	150/3000-3400	122/5200	122/5200
Max. Torque	(Nm@RPM Min.)	500/1600-2800	246/3900	246/3900
Performance				
Max Speed		175	160	160
Min. Turning Radius	Body (m)	6.4	6.4	6.4
Transmission	Type	8th Speed Automatic (AL80F)	6th Speed Automatic (AC60F)	6th Speed Automatic (AC60F)
Parking Brakes		Electric Power Break (EPB)	Electric Power Break (EPB)	Electric Power Break (EPB)
Brake Type	Front	Ventilated Disc	Ventilated Disc	Ventilated Disc
	Rear	Ventilated Disc	Ventilated Disc	Ventilated Disc
Suspension Type	Front	Double Wishbone	Double Wishbone	Double Wishbone
	Rear	4-Link w Lateral Rod	4-Link w Lateral Rod	4-Link w Lateral Rod
Stabilizer Bar		Standard	Standard	Standard
Power Steering Type		Electric Power Steering (EPS)	Electric Power Steering (EPS)	Electric Power Steering (EPS)
Tires	Sizes	265/60R20	245/70R18	245/70R18
Spare Tire		Ground Tire (Under Floor)	Ground Tire (Under Floor)	Ground Tire (Under Floor)
Cruise Control		o	o	x
Exterior				
Headlamps	Type	LED MID	LED MID	LED MID
	Cleaner	x	o	x
	Aiming	LH Aiming	LH Aiming	LH Aiming
	Day Time Running Light System	LED (W/O OFF SW)	LED (W/O OFF SW)	LED (W/O OFF SW)
Fog and Driving Lamps	Light Control System	o	o	o
	Front	o (LED)	o (LED)	o (LED)
Outside Rear View Mirrors	Rear	o (LED)	o (LED)	o (LED)
	Remote	o	o (Mirror)	o (Mirror)
	Heater	o	x	x
	Lamp	o	x	x
	Camera	o	x	x
	Memory	o	x	x
	Auto-Retract	o	o	o
Sunroof/Moonroof		Panoramic Sunroof	Tilt and Slide Moonroof	x
Door Outside Handle		Color	Color	Color
Wireless Door Lock		Smart 2DR+B (T), W/ID	Smart 2DR+B (T), W/ID	Smart 2DR+B (T), W/ID
Luggage and Back Door		Jump Type w Hatch & Power	Jump Type w Hatch & Power	Jump Type W/Hatch
Rear Window Defogger		o	o	o
Front and Rear Side Glasses		o (Green UV Cut)	o (Green UV Cut)	o (Green UV Cut)
Towing Hooks		Front (1) Rear (1)	Front (1) Rear (1)	Front (1) Rear (1)
Radiator Grille		Black	Silver	Silver
Rear Spoiler		o	o	o
Mud Guards		o	o	o
Door Windows Frame Moldings		Black Tape w Interior Side	Black Tape	Black Tape
Lower Back and Back Door Garnish		Black Painted + Body Color	Silver Painted + Body Color	Silver Painted + Body Color
Rear Window Wiper		o	o	o
Wind Shield Wiper Control		o (Time Adjuster)	o (Time Adjuster)	o (Time Adjuster)
Rear Combination Lamps		Tail & Stop (LED) + Turn + Back	Tail & Stop (LED) + Turn + Back	Tail & Stop (LED) + Turn + Back
License Plate Lamp		LED	LED	LED
High Mount Stop Lamp		LED	LED	LED
Side Turn Signal Lamps		o (Outer Mirror)	o (Outer Mirror)	o (Outer Mirror)
Emergency Stop Signal		Hazard w/o RR Sequential	Hazard w/o RR Sequential	Hazard w/o RR Sequential
Door Scuff Plates		Resin	Resin	Resin

SPECIFICATIONS		"GDJ250R-GNZLY VX 1GD-FTV (2.8L) DIESEL 8AT"	"TRJ250R-GNTRK TX - 7 SEATER 2TR-FE (2.7L) [P] 6AT GAS"	"TRJ250R-GNTRK TX - 5 SEATER 2TR-FE (2.7L) [P] 6AT GAS"
Interior				
Accessory Socket		Front:1, Deck:1	Front:1, Deck:1	Front:1, Deck:1
Ash Tray		x	x	x
Front Seats	Driver	D: Power/ 8 Way+ Mem	D: Powered/ 8 Way	D: Manual/ 6 Way
	Passenger	Powered: 4-Ways	P: Manual/ 4 Way	P: Manual/ 4 Way
Rear Seats		7P 6:4 TUMBLE 5:5 WFP	7P 6:4 TUMBLE 5:5 WFM	5P 6:4 TUMBLE
Air Conditioner	Front	Auto/Dual Zone	Auto/Dual Zone	Manual/Single Zone
	Rear	A-A/C	A-A/C	x
Heater		o	o	o
Seats' Air Conditioner		D,P	D,P	x
Seats' Heater		D&P, Hi-Mid-Lo	D&P, Hi-Mid-Lo	x
Seats' Material		Leather	Leather	Fabric
Speedometer		TMT Km/h 12.3	TMT Km/h 7.0	TMT Km/h 7.0
Wireless Charger		o	x	x
Steering Switches		o	o	o
Integrated Sport Driving Mode		5 Mode+ Customize Dial	x	x
Audio		12.3 Inch Audio System	8 Inch Audio System	8 Inch Audio System
Speakers		10	6	6
Shift Leveler and Knob		Leather PNL Plating	Leather PNL Paint	PVC
Steering Column		Elec-Tilt & Telescopic, w/o lock	Tilt & Telescope, without lock	Tilt & Telescope, without lock
Steering Wheel		Leather (w/o heater)	Leather (w/o heater)	Urethane
Power Door Locks		o	o	o
Door Inside Handles		HDL: Plating Bezel: Resin	HDL: Plating Bezel: Resin	HDL: Black Bezel: Resin
Power Windows		FR+RR With Jam Protection	FR+RR With Jam Protection	FR+RR With Jam Protection
Room Lamps		Front (2), Rear Row No.1 (1), Q-Trim (2)	Front (2), Rear Row No.1 (1), Q-Trim (2)	Front (2), Rear Row No.1 (1), Q-Trim (2)
Door Courtesy Lamps		LED Front and Rear	LED Front and Rear	LED Front and Rear
Illuminated Entry System		Door, Ignition Key, Clearance+Trim (Arm)+ Instrument Panel+ Foot+ Trim	Door, Ignition Key, Clearance+Trim (Arm)+ Instrument Panel+ Foot+ Trim	Door, Ignition Key, Clearance Lamp
Inside Rear View Mirror		Electrochromic	Electric	Day/Night
Assist Grips		Front (4), Rear Row No.1 (4), Rear Row No.2 (2)	Front (4), Rear Row No.1 (4), Rear Row No.2 (2)	Front (4), Rear Row No.1 (4), Rear Row No.2 (2)
Sun Visors	Fabric	With Mirror	With Mirror	With Mirror
Door Trim		Upper, Knee: Skin	Upper, Knee: Skin	Upper, Knee: Resin
Cup Holders		Front (4), Rear Row No.1 (4), Rear Row No.2 (4) (w Mat)	Front (4), Rear Row No.1 (4), Rear Row No.2 (4) (w Mat)	Front (4), Rear Row No.1 (4), Rear Row No.2 (4) (w/o Mat)
Instrument Panel		Skin + Piping (Film)	Skin + Piping (Resin)	Skin + Piping (Resin)
Glove Box		With Key and Illumination	With Key and Illumination	With Key and Illumination
Over-Head Console		o	o	o
Front Headrests		o	o	o
Rear Headrests		o	o	o
Front Arm Rest		Skin+Stitch	Skin+Stitch	Skin+Stitch
Starting System		Push Start	Push Start	Push Start
Audio Jacks		USB+HDMI	USB	USB
Safety				
Vehicle Stability Control	VSC	o	o	o
	Crawl Control	o	x	x
	Multi Terrain Select	o	x	x
	Dynamic Stability Control	o	x	x
	Active Traction Control	x	o	o
Anti- Theft System		Immobilizer	Immobilizer	Immobilizer
Air Bag System	Front	D (S+K), P (S+K)	D (S+K), P (S+K)	D (S+K), P (S+K)
	Rear	Front (S+CS), Rear (CS)	Front (S+CS), Rear (CS)	Front (S+CS), Rear (CS)
Differential	Front Differential	SD20 3.583	SD20 4.777	SD20 4.777
	Rear Differential	BD21 3.583	BD21 4.777	BD21 4.777
Child Restraint System		ISO FIX 2	ISO FIX 2	ISO FIX 2
Seat Belt Warning	Blink & Buzzer	FR	FR	FR
Light Reminder Warning		Auto Cut	Auto Cut	Auto Cut
Key Reminder Warning		o	o	o
Front Seat Belts		Driver and Passenger: PT, FL	Driver and Passenger: PT, FL	Driver and Passenger: PT, FL
Rear Seat Belts	Rear Row No.1	3 Points ELR, Side (PT, FL)	3 Points ELR, Side (PT, FL)	3 Points ELR, Side (PT, FL)
	Rear Row No.2	2 Points ELR	2 Points ELR	x

Super White
Also available in Platinum White Pearl



Dark Gray



Black
Also available in Attitude Black



Avant Garde Bronze



*Indus Motor Company Ltd. reserves the right to alter any details of specifications and equipment without notice.
**Terms and Conditions Apply.
***Additional Specs (Wireless Charger and Sunroof are as per customer's request)

COLOR PALETTE



Dark Gray
(Petrol Variant)



Avant Garde Bronze
(Petrol and Diesel Variant)



Super White (Petrol Variant)
Also available in **Platinum White Pearl**
(Petrol and Diesel Variant)



Black (Petrol Variant)
Also available in **Attitude Black**
(Petrol and Diesel Variant)

Interior color available in **Black**.